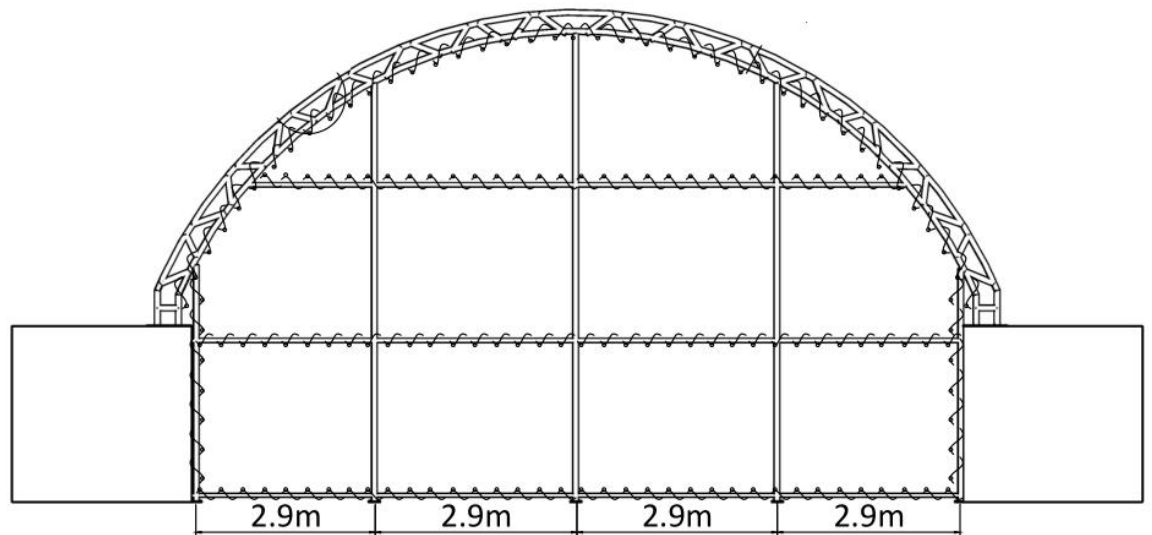


# Back wall for C4040S

## Back wall closed

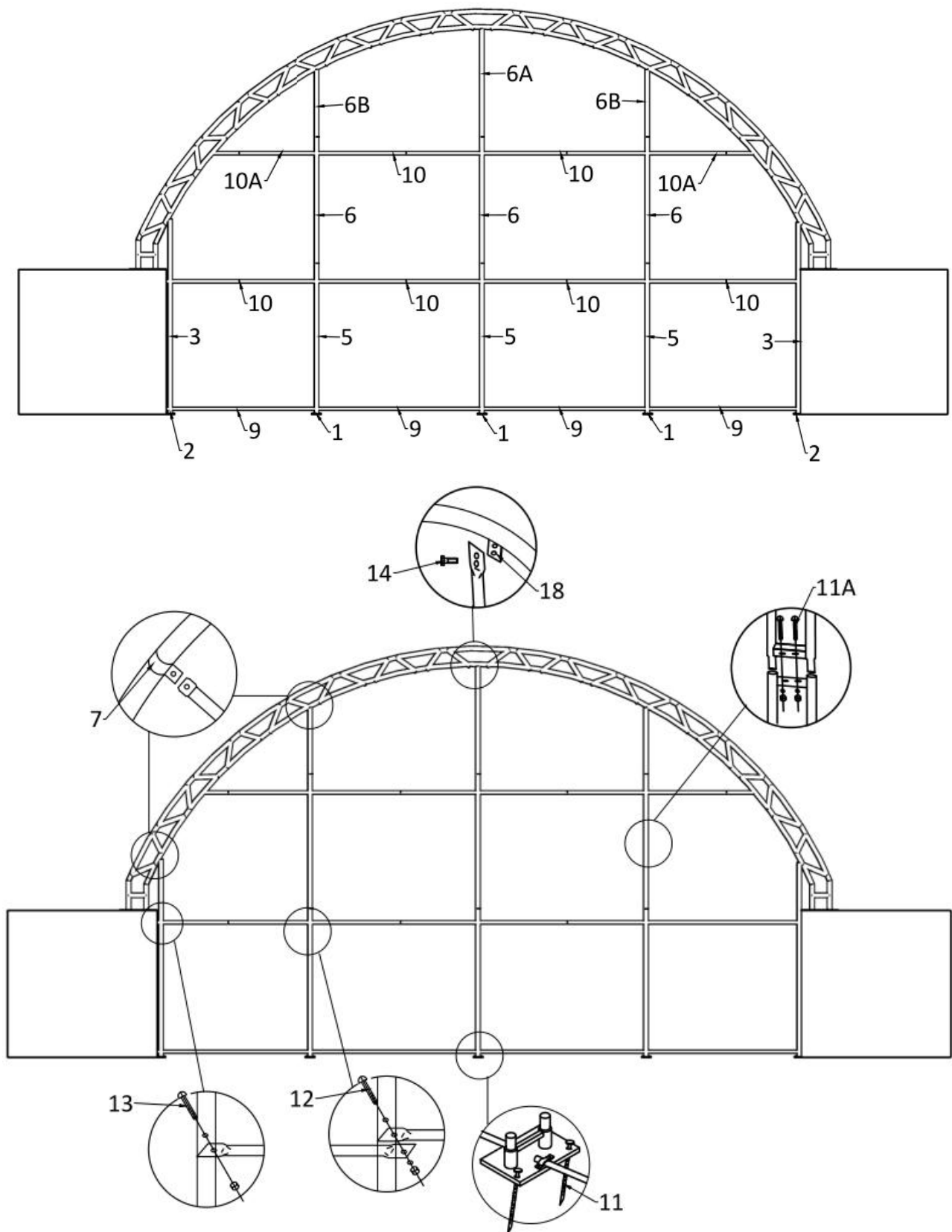
(suitable for both 40GP and 40HQ containers)



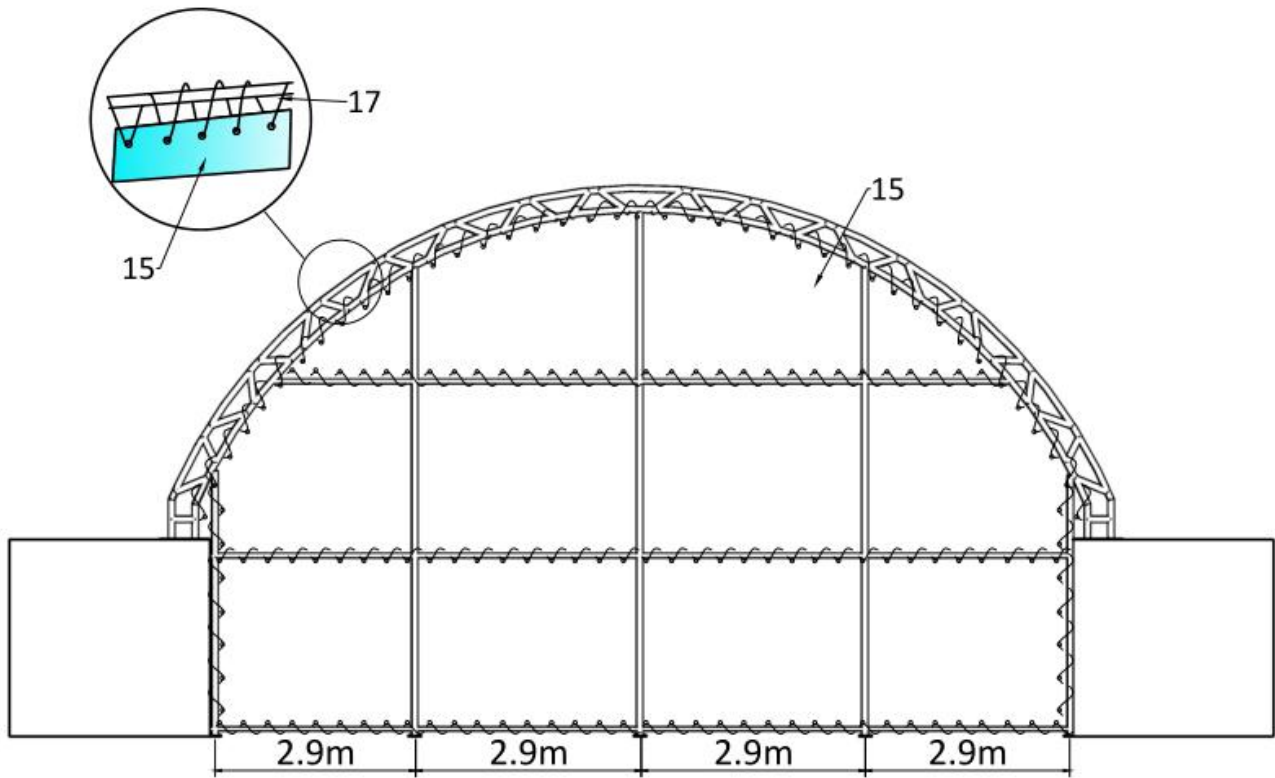
## Parts List

Code	Description	Qty
1	Middle base plates for back wall	3
2	Side base plates for back wall	2
3	Side standing legs	2
5	Lower standing legs	3
5A	Added standing legs at middle to suit HQ containers	3
5B	Added standing legs at side to suit HQ containers	2
6	Middle standing legs	1
6A	Middle upper standing legs	1
6B	Side upper standing legs	2
7	Clips	5
8	Welding iron plate	5
9	Bottom tensioning tubes	4
10	Middle horizontal tubes	6
10A	Side horizontal tubes	2
11	Stake pegs	10
11A	Bolts M12*30	24
12	Carriage bolts M10*90	10
13	Carriage bolts M12*110	2
14	Bolts M10*30	5
15	Back cover	1
16	End cap for bottom tensioning tubes	8
17	Rope	80
18	Iron plate	3

### A---Back wall assembly



According to above Figure to find out all spare parts for back wall, connect them together by use screw, make sure the spacing. There are stake pegs for base plates.



Find out the back cover(No.15), use ropes(No.17) to tie it to the back wall.  
Adjust and tighten them once per month after assembly to make sure them works perfect.